

SAP SUCCESSFACTORS OCN SETUP

Please use this document to configure your OCN set up with SuccessFactors and BizLibrary. You will use the SuccessFactors links below while you are configuring your set up with BizLibrary. This document outlines how clients using the SuccessFactors LMS will use the Open Content Network integration to sync BizLibrary content so their learners can launch directly from SuccessFactors.

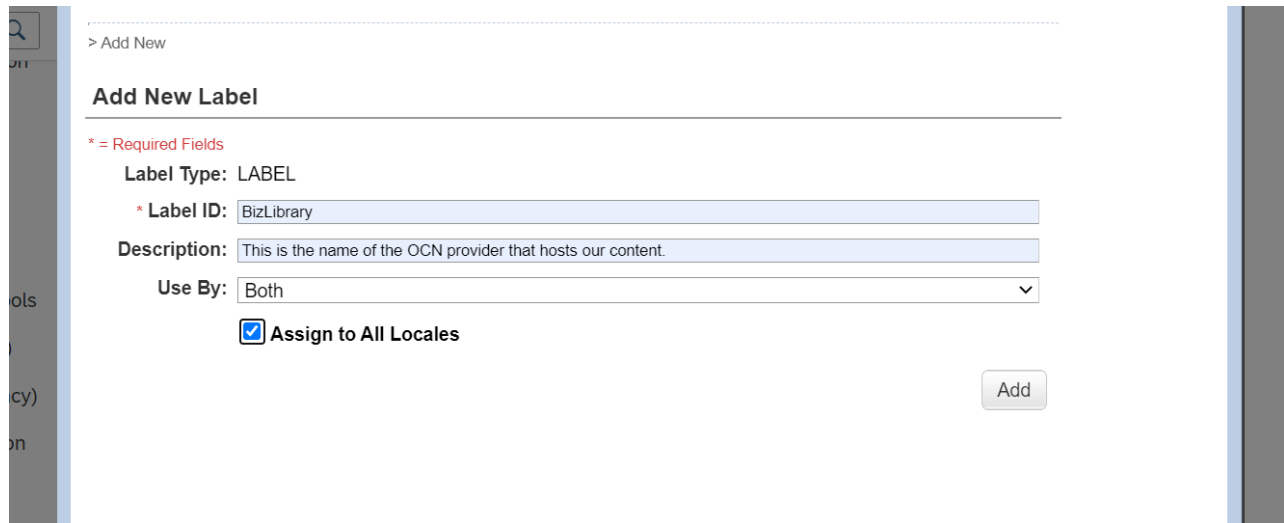
SuccessFactor/BizLibrary will start here:

1. Adding Open Content Network Provider Names

Link: <https://help.sap.com/viewer/9d4c9e0d04304afd8e8f1b4480d71403/2011/en-US/4ae2f73d864d4282a909bdf5143e2b58.html>

Notes: On step one in the link above, Labels is not located according to documentation. The new location of labels is: References > Manage Labels > Labels

Label Id = BizLibrary



> Add New

Add New Label

* = Required Fields

Label Type: LABEL

* Label ID:

Description:

Use By:

Assign to All Locales

Add

2. Enabling a OCN third-party provider

Link: <https://help.sap.com/viewer/9d4c9e0d04304afdbe8f1b4480d71403/2011/en-US/65a707cad33842d39ee5f869f6cc96ba.html>

For launch to BizLibrary Content:

providers[BIZLIBRARY].enabled=true

providers[BIZLIBRARY].name=BizLibrary

providers[BIZLIBRARY].label=label.u.BizLibrary

providers[BIZLIBRARY].baseLaunchUrl=https://svl.bizlibrary.com/Courses/Launch

providers[BIZLIBRARY].pricingModel=SUBSCRIPTION

defaultValues.markCompleteOnLaunch[BIZLIBRARY]=false

3. Generating an Admin Level System Client Secret for the SAP SuccessFactors Learning System

Client will need to generate a Client Secret key.

Link: <https://help.sap.com/viewer/9d4c9e0d04304afdbe8f1b4480d71403/2011/en-US/161caebac8724a1d80e144441269dc77.html>

The name of the admin must be: BizLibrary

[The Newly Generated Client Secret that is generated needs to be saved and shared with BizLibrary along with information in Step 4.](#)

4. Share information between SuccessFactors and BizLibrary

Information needed for OCN setup:

Client must retrieve a Base URL from SuccessFactors.

- Base URL
 - Client must request from SuccessFactors or visit Admin Center > Learner Administration. The base URL in the browser is the base URL for the API.
- Client Secret that is generated in Step 3
- Success Factors Client Id (They get this from Success Factors)

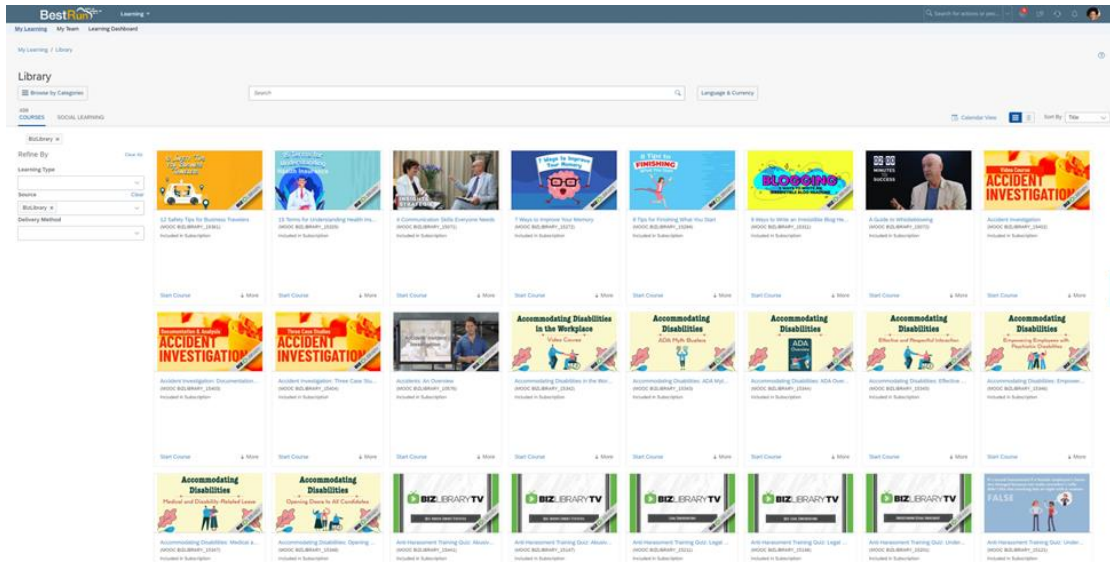
5. Once all information is shared with BizLibrary:

Link: <https://help.sap.com/viewer/9d4c9e0d04304afdbe8f1b4480d71403/2011/en-US/0261a42d9afe46e2b42ab320a32ca35a.html>

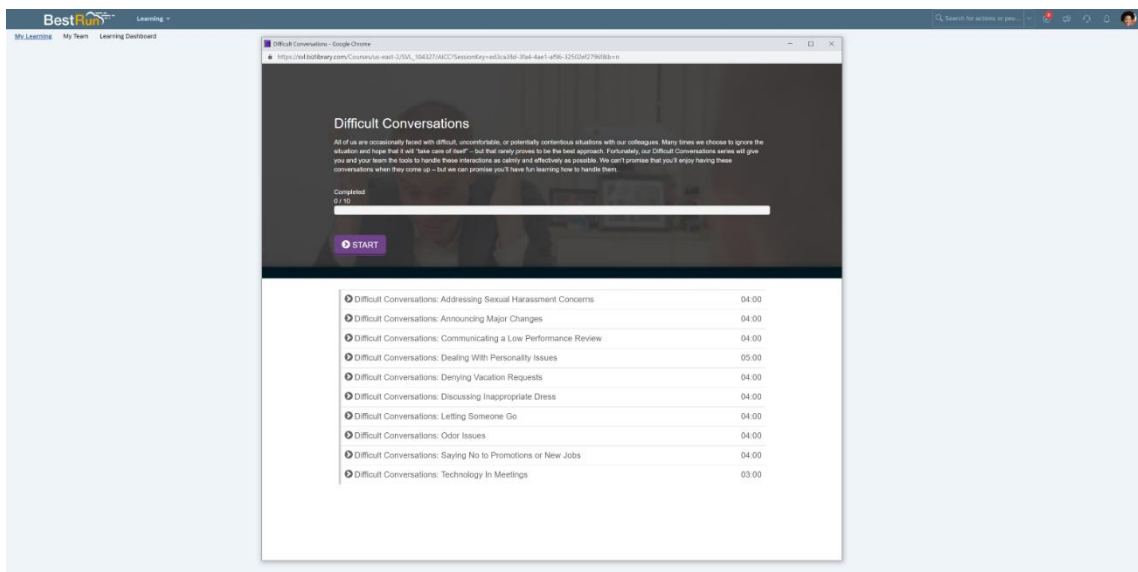
BizLibrary will create a weekly trigger to send all content to SuccessFactors. Client will then import those waiting courses into their SuccessFactors instance.

Learner Experience

1. Once you have imported content into a library and completed the assignment profile, Learner's will be able to browse BizLibrary content within SuccessFactors LMS.



2. When they launch BizLibrary content from SuccessFactors LMS, a separate window will appear displaying the content.



3. SuccessFactor's learners will take the content from this page.

FAQs

How do I get started?

Please speak with your Client Manager to get started.

What does it cost?

Please speak with your Client Manager to cover costs associated with this connector.